

PvMax UK6kW

PvMax UK6kW is an easily installed ground mount system that utilises two rows of twelve panels in a portrait alignment to create a 6kW ground array on concrete footpads.



- For small PV-plants
- Quick to assemble
- Parts warrantied for 10 years*

The Schletter 6kW PvMax3 open area system is now available for the UK. Two systems have been pre-designed, one for the South (146003-016) and one for the North (146003-017). (see below)

Both systems have been designed to be cost effectively shipped throughout the UK by using 4,62m lengths of module profile. The ground mounting of open area plants on concrete foundations are mainly used in the following conditions:

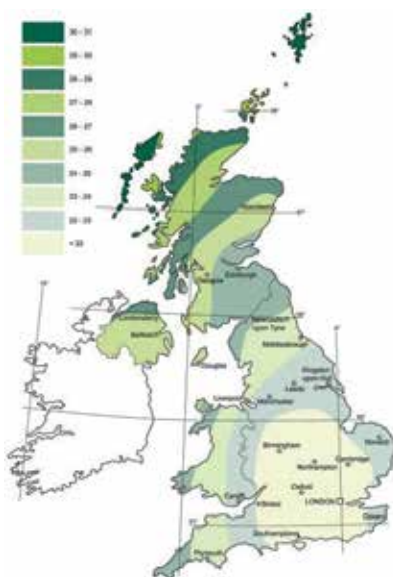
- Small PV-plants (Multiples of 6kW systems)
- Where pile driving is not possible, for instance when soil is too soft or too rocky, landfill sites, the terrain is not accessible for pile-driving machinery, or inexpensive cast-in-place concrete is locally available.

PVMaX3 is specially designed to optimize our profile geometries so that wider spans between concrete foundations can be achieved, meaning that the number of upright supports required can be reduced.

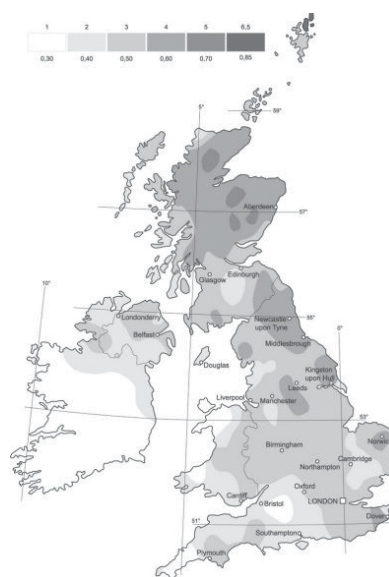
The system is supplied partially pre-assembled to reduce construction time even further for this quick to assemble solution. These systems have been calculated to accommodate a maximum module size of 1665mm by 992mm by 50mm.

Specific sizes of module clamps need to be stated when ordering.

The concrete footpads and anchoring bolts/fixings (not supplied) have been calculated to be suitable for the two regions.



Wind Load





Snow Load

Specialist requirements outside these parameters can be designed using the Schletter Ground Mount Checklist available at www.schletter.co.uk.

*The terms of guarantee can be referenced at www.schletter.de/AGB_en

Technical data

	Southern System 146003-016	Northern System 146003-017
		
Maximum wind load	22.2 m/s	24.5 m/s
Maximum snow load	0.5 kN/m ²	0.8 kN/m ²
Height	2.33 m	2.33 m
Width	12.26 m	12.26 m
Depth	3.4 m	3.4 m
Span Centres	3,82 m + 4,62 m	3,82 m + 4,62 m
Height above ground (approx.)	1.2 m	1.2 m
Recommended Minimum Footpad Length	3.4 m	3.4 m
Recommended Minimum Footpad Width	0.80 m	0.80 m
Recommended Minimum Footpad Depth	0.37 m	0.37 m
Recommended Minimum Ballast Reinforcement	Q 188 Rebar steel	Q 335 Rebar steel
Maximum panel	1665 x 992 mm	1665 x 992 mm
Panel Clamp Size	To be determined by customer	To be determined by customer
Concrete Fixing	Hilti HIT-HY 150 MAX + HIT-V (5.8) M16 Europäische Technische Zulassung ETA 08/0352 or equal	Fischer FIS EM Injektionssystem FIS a M12x140 (5.8) Europäische Technische Zulassung E TA-10/0012 or equal
Angle of module inclination	25°	25°

Further information at www.schletter.eu and any enquiries please contact Schletter UK at info@schletter.co.uk.